




425352CP

	EAN	5060717431110
	Finish	Straight Chrome
	Width	500mm
	Height	1000mm
	Fitted Depth	79mm
	Horizontal Profile Size	22mm
	Vertical Profile Size	40mm x 30mm D Shaped
	Thread to Thread Centre	455mm
	Wall to Thread Centre	64mm
	Thread Orientation	Vertical Into Bottom
Thread Size	1/2" BSP	
	Weight	5.9 kg

Installation & Usage Options

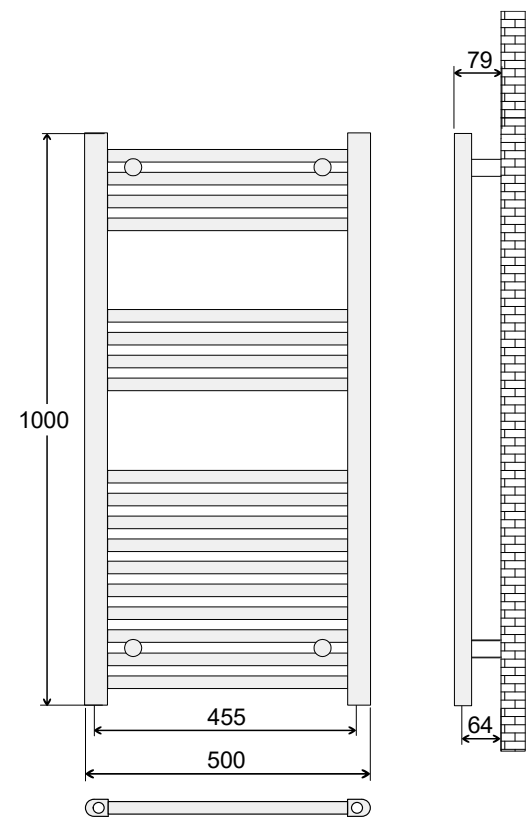
Central Heating System

	Thermal Output dt50	289 Watts – 985 BTU
	Thermal Output dt30	152 Watts – 518 BTU
	Maximum Working Pressure	1000 kPa – 10 Bar

Option – Electric Only or Dual Fuel

	250 Watts Electrical Element Kit – EAN 5060235341502
--	---

Fitted Dimensions



Product Information

Conform to EN 442 standard

CE Mark applied

Brackets and Fixings included

Specification

Pressure tightness: No leakage at 1.3 x MOP

Resistance to pressure: No breakage at 1.69 x MOP

Maximum operating pressure (MOP): 1000 kPa

Maximum surface temperature: 110°C

Resistance against corrosion: No corrosion after 100 h humidity