




BOSCH

Condens 7000 WP Installer training videos

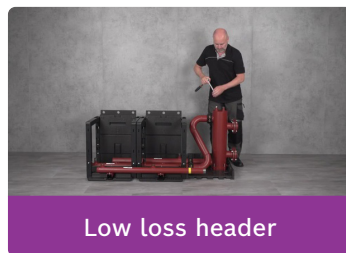
With outputs from 50kW to 145kW, our commercial boiler series has replaced the GB162 V2 and has been designed to save up to 60% on the average installation time compared to its predecessor*.

Click on our training videos below for an in depth view of the installation process.

*Time savings estimated and observed during customer installation studies.



Frame kit




Low loss header



Fitting boilers onto frame



Hydraulic connection



Flue system



Attaching insulation



Horizontal flue kit




Vertical flue kit



Plume management kit



Terminal end piece



Chimney kit



Non-return valve



Air intake adaptor kit



Victaulic flange



The information provided, related to working on appliances and systems, should only be used by relevantly competent persons who are Gas Safe, OFTEC or F-Gas registered or apprentices who are under direct supervision of a relevantly competent registered engineer.

Always make reference to the manufacturers' instructions.